

Industrial Static Control

WWW.SIMCO-ION.COM

IQ Power & IQ Power HL

STATIC NEUTRALIZING SYSTEM



IQ Power

The Most Advanced Static Neutralizing System

The IQ Power Static Neutralizing System and IQ Power HL for Hazardous Locations, is an unparalleled lineup engineered with the technology that brings complete monitoring intelligence with a user friendly interface. Designed for use in rugged industrial applications and leveraging many patented features, the IQ Power provides exceptional ionization performance.

Security enabled, configurable parameters allow the user to understand and control their static neutralization challenges through a user-friendly interface and microprocessor controlled touchscreen.

This fully integrated system makes installation a snap. No complicated software to install or maintain. There's no need to figure out firewalls and installation issues, or which browser to use.

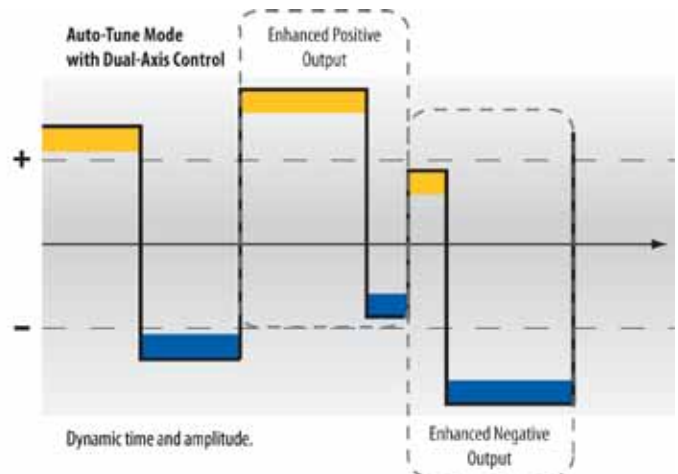
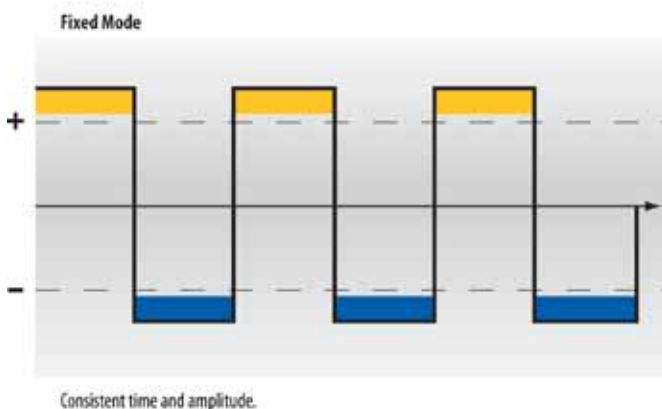
The IQ Power System incorporates several relay output choices to suit desired alarm methods for streamlined operation and maximum productivity. Global relays as well as individual IQ Power BPS relays are accessible for both warning and fault user selectable alarm thresholds.

Incorporating the latest in ionization technology, the IQ power control station is equipped with a full color touch panel interface. The control station allows the user to configure global and localized settings for up to 10 devices and offers single point monitoring for each device. No power sources available? No problem, as the IQ Power Control Station can provide full power and communications for up to 6 neutralizing devices.

The Control Station provides three Balance Modes of operation to manage the output polarity:

- **Fixed Mode** for system optimization based on average web conditions.
- **Manual Mode** for user adjusted output settings.
- **Auto-Tune Mode** a patent-pending feature for consistent live web reading and optimization based on current conditions.


Balance Modes



IQ Power

The IQ Power system offers over 85 different lengths of industrial-designed static bars that are available in four varieties to suit the application based on web speeds or operating distance. All bars include rugged mounting hardware.

- **Speed Static Bars** are engineered to neutralize static charges on webs traveling up to 3,000 fpm and are mounted approximately 4" from the material to be neutralized. Operating at 7 kV. Speed Bars available for Hazardous Locations.
- **Speed-T Static Bars** are the latest addition to our static bar lineup and feature tungsten emitters for long life. Operating at 7 kV.
- **Hybrid Static Bars** are designed for installations where the distance between static bar and material to be neutralized changes during the process and up to 18" away. Operating at 9 kV. Hybrid Bars available for Hazardous Locations.
- **Distance Static Bars** are specially engineered to provide powerful ionization for distances up to 30 inches from the web in applications where installing a static bar close to the web is not an option. Operating at 12 kV.

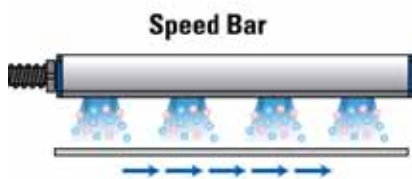


*IQ Power HL Static Bar
Available in Speed and Hybrid*

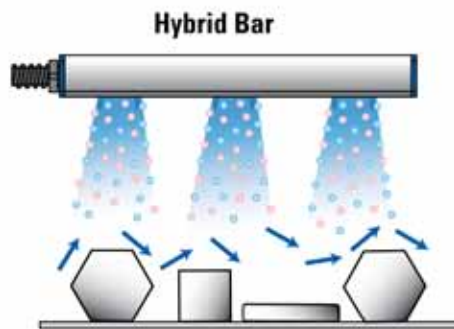


*IQ Power Static Bar
Available in Speed, Hybrid and Distance*

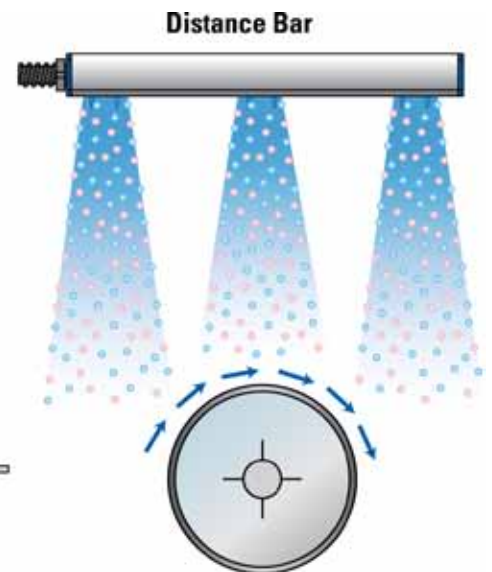
Static Bar Types



- Operating Voltage: 7 kV
- Emitter Spacing: 30 mm



- Operating Voltage: 9 kV
- Emitter Spacing: 90 mm

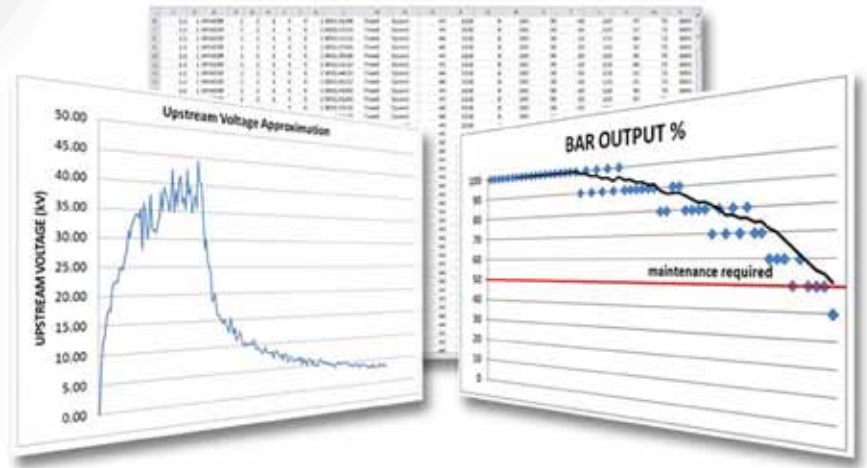


- Operating Voltage: 12 kV
- Emitter Spacing: 180 mm

Control Station

Data logging is sometimes necessary in critical areas. Therefore, the IQ Power Control Station incorporates user selectable time interval data points in addition to event logging capabilities. Couple that with simplified data retrieving methods via USB or FTP for ultimate convenience.


The Control Station provides operating details of each device in the system upon clicking on the individual icons from the Global View screen. Device details include system name, status, output and current. Also shown are upstream and downstream charge indicators for operator safety and verification. An optional web speed encoder can provide automatic web speed readings if desired.



The image shows a 'Device View' interface for a device named 'WINDER1'. The interface includes a 'System Name' field with 'WINDER1', a 'Status' field with 'Speed Bar, No Dec. Fixed', and various operational metrics like 'Up Timer', 'Output', 'POS/NEG Current', 'Web Speed', 'Upstream Estimate', and 'Downstream Estimate'. To the right of the interface are three color-coded icons: a green icon labeled '90%' pointing to the 'Status' field, a yellow icon labeled '50%' pointing to the 'Output' field, and a red icon labeled '20%' pointing to the 'Downstream Estimate' field. A physical SIMCO IQ POWER BPS Power Supply unit is shown on the right, with these icons overlaid on its front panel.

Color coordinated icons and output readings are designed to notify operator of device status.

Control Station Connections



The heart of the system is the IQ Power BPS and HL Power Supply. This industrial powerhouse provides patented one touch calibration, and full ionization output readings. No fumbling with pots or trying to figure out if your bar is even working. The 24 VDC input power enabled provides low voltage connections. With clearly displayed power, clean bar, fault and communication indicators there's no guesswork required. The patented connector system automatically senses bar type to adjust frequency and voltage. No configuration required.

In installations where a machine system is in place, the IQ Power's Communication Module provides simplified full PLC integration with various protocols available.

Offering upstream and downstream charge readings, balance optimization, the IQ Power system is engineered to allow users to operate the system in the mode that meets their needs.



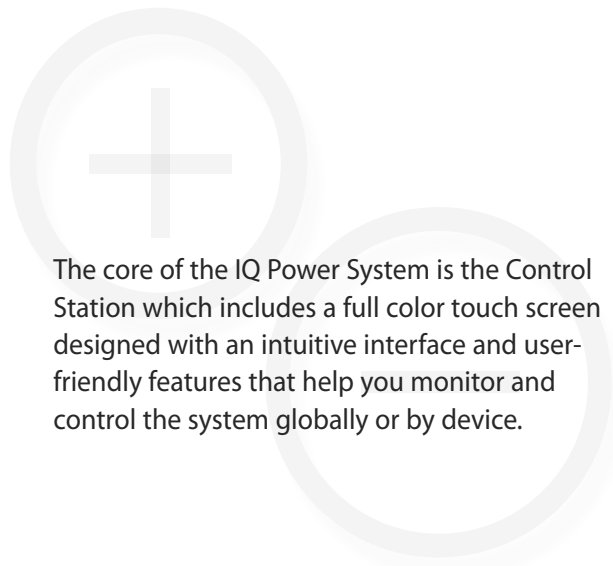
IQ POWER System Advantages

- Patent-pending Auto-Tune technology
- Complete system monitoring for up to 10 power supplies
- Patented Dual-Axis control
- Patented One-touch self calibration
- Patented HV Power supply connector system
- System control, global or by device
- Low 24 VDC input power
- Fully serviceable modular system
- Neutralizing ability up to 30 inches
- Customizable data logging and retrieval
- Optional tungsten emitters for long life
- Full PLC integration



The full IQ Power system is also available and approved for hazardous location installations, Class 1, Div 1.

Control Station Views



The core of the IQ Power System is the Control Station which includes a full color touch screen designed with an intuitive interface and user-friendly features that help you monitor and control the system globally or by device.



Instantly view live operating conditions of all neutralizing devices in the system.



Set parameters for the whole system from one convenient location.



Adjust settings easily with a fully functional touch screen keyboard.



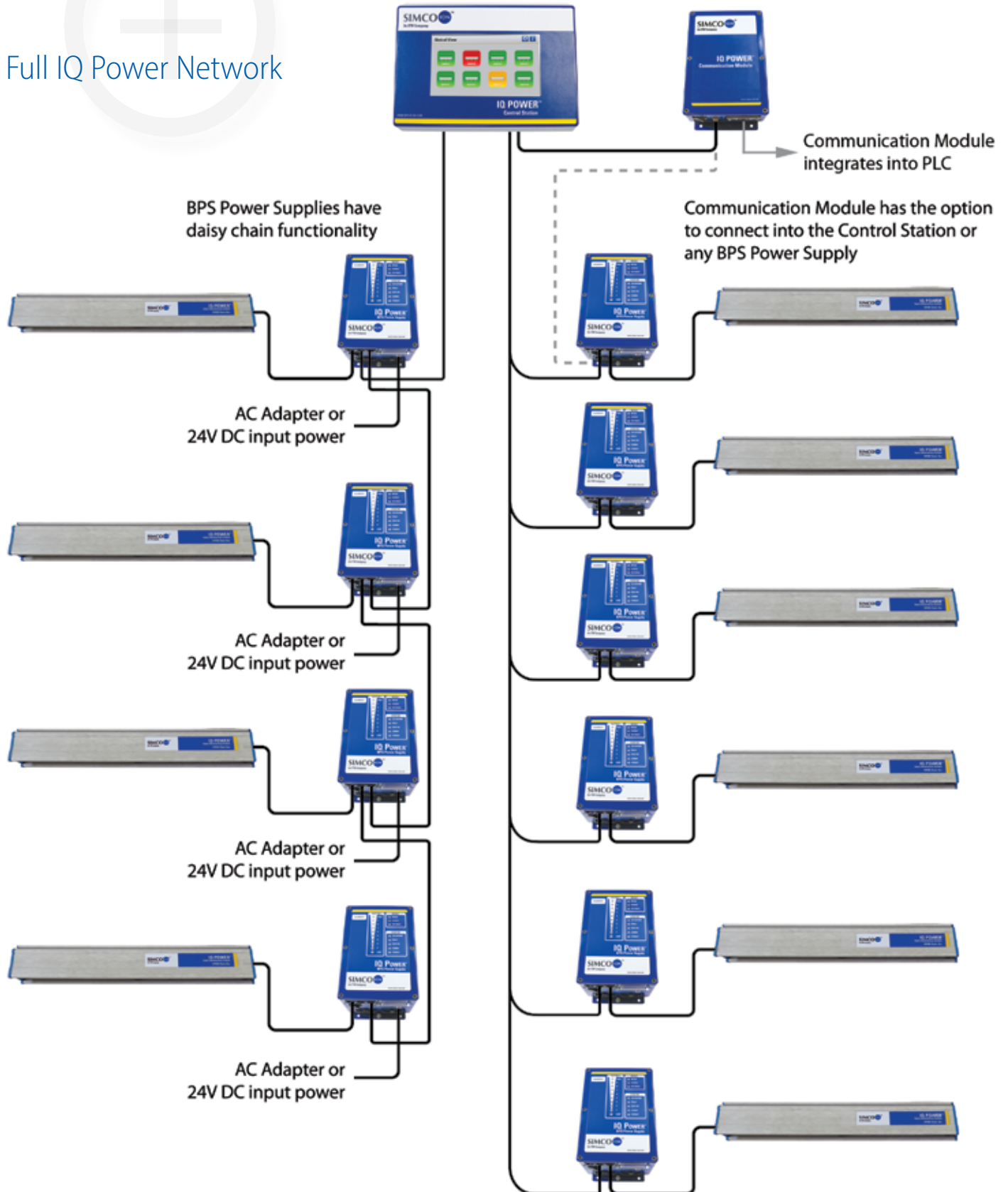
View individual settings for each neutralizing device connected to the system.



Individually adjust each neutralizing device in the system.

The IQ Power and IQ Power HL Systems can monitor up to ten devices in one complete network through the touch screen Control Station. Full integration into an existing industrial PLC is provided via the IQ Power Communication Module, streamlining system functionality.


Full IQ Power Network





Simco-Ion
Industrial Group

2257 North Penn Road
Hatfield, PA 19440



© 2013 Simco-Ion All rights reserved.
5201213 Rev B

w o r l d w i d e l e a d e r s i n s t a t i c c o n t r o l